

Sentral Parent Portal App Guide


Step 1 - On your smart phone go to either the Apple App store (if you are an iPhone user) or the Google Play store (if you use an android) device.



or



Step 2 – Search **Sentral for Parents**.



Step3 – Download the app onto your phone and then click on **OPEN**.



Phone 02 4256 1888

Email oakflats-h.school@det.nsw.edu.au

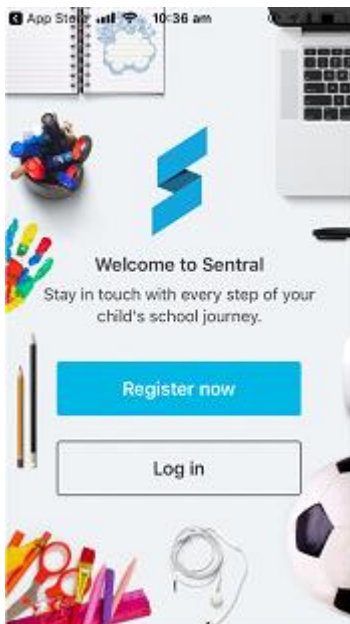
Address 42-44 The Esplanade, Oak Flats NSW 2529

Web <https://oakflats-h.schools.nsw.gov.au>

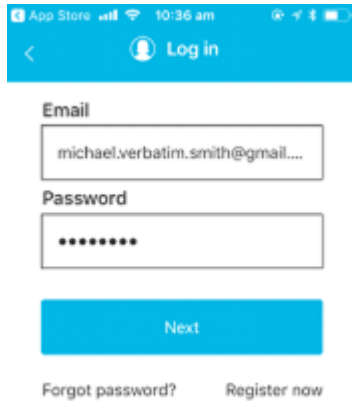
Step 4 – When the App opens up, it will ask if you would like to accept push notifications (so when the school sends you a message, the app will notify you automatically). Click on **Allow**.



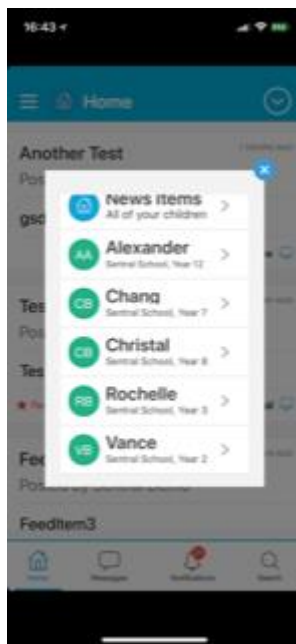
Step 5 – From the menu on the menu, click on **Log in**.



Step 6 – Type in your app account details and click on **Next**.



The app will now open up and you will have access to all the students you have linked in the portal.



Please note – if in the future you link a new student/family key to your app, you may need to log out of your APP and login back in to see the additional student/s.

Phone 02 4256 1888

Email oakflats-h.school@det.nsw.edu.au

Address 42-44 The Esplanade, Oak Flats NSW 2529

Web <https://oakflats-h.schools.nsw.gov.au>